

High Frequency AC current probe

CP1015

(15App/80Hz~60MHz)



Shenzhen Zhiyong Electronics Co., Ltd

For your safety

Please strictly follow the safety tips below. If you don't follow the instruction, the potential consequences could damage the machine or hurt the users. We will not be responsible for any problem caused by violating the rules



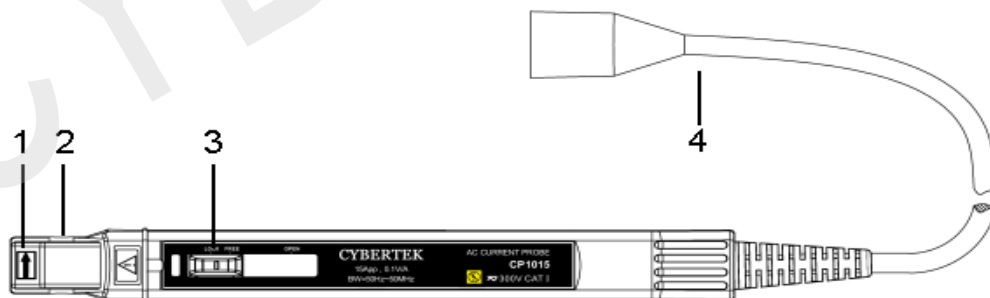
Warning

- Make sure the product is used in rated voltage and current range.
- Do not open the shell or try to connect cable during operation
- Do not use the probe in moist or combustible environment
- Make sure the device is dry and clean before using.
- If there's anything wrong with the product, please contact us immediately. Do not open the shell and try to repair the machine or worse incident could occur.

1. Summary

CP1015 current probe is used for AC current testing. The current under test can reach peak value of 15A, low frequency bandwidth 80Hz, high frequency bandwidth 60MHz. Its standard BNC output port can be connected to the oscilloscope of any brand. The clamp design can proceed testing easily without disconnect the circuit under test. CP1015 has been largely used in testing like motor drive, inverter, power switch and avionics.

2. Product Description



1. Current direction indication: If the current under test flow through the current direction, output will be positive, or it is negative.

2. Probe head: used to fix the cable under test, diameter around 5mm

3. Switch control lever: The lever controlling the clamp. Pull back the lever to open the clamp and put in the cable under test, push the lever forward to close and lock the clamp.

4. Output cable: 1.5 meter, standard BNC output port

3. Product Specification

Bandwidth (-3dB)	80Hz~60MHz
Max continuous current	15App(5.3Arms) Max current VS Frequency(Fig. 1)
Max Pulse Current	250Apk (Fig 2) Can't surpass 500A*us or 5.3 Arms, or the magnetic core could saturate and unable to zero.
Max DC saturation current	0.5A
Intermediate Frequency Accuracy	≤3%
Current Transfer Ratio	100mV/A
Delay time	16ns
Rising time	≤5.83ns
Terminal Load	1MΩ
Input Impedance (Typical)	0.04Ω(100kHz),0.14Ω(1MHz)
Clamp Diameter	Approx. 5mm
Output Port	BNC
Output cable length	1.5m
Safety level Safety Level	300V CATI
Operating Temperature and Humidity	0°C~50°C,80% or less
Storing Temperature and Humidity	-40°C~70°C,80% or less
Operating Altitude	2000m
Size (Length* Width * Height)	216*115*45mm
Weight	Approx. 150g

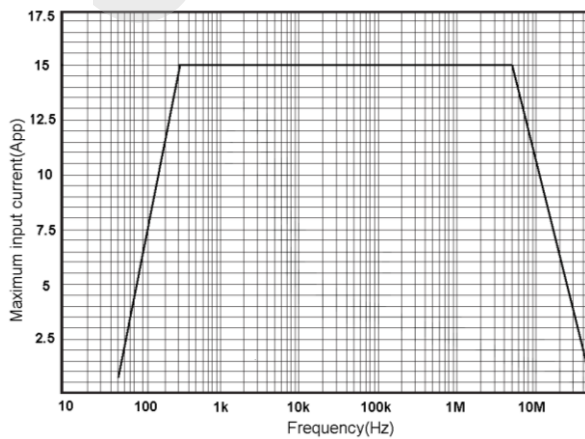


Fig 1: Max current vs Frequency curve

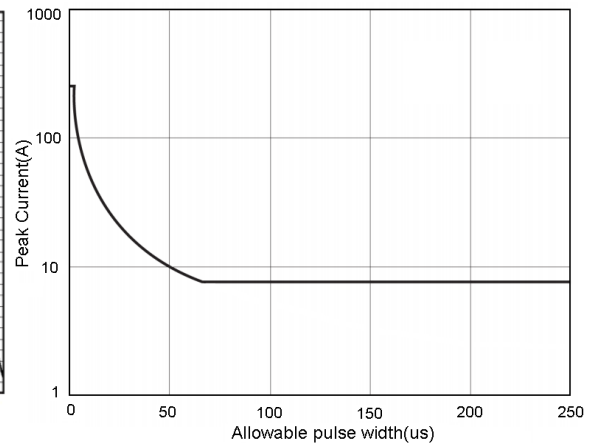


Fig 2: Pulse current vs Time curve

4. Operating steps



- Connect the probe with the oscilloscope or other testing equipment and set each parameter correctly.
- Make sure the circuit is off when attaching the probe to circuit under test.
- Turn on the circuit and do testing correctly.
- Turn off the circuit under test and take off the probe after testing.

5. Packing List

Packing List	
Name	Number
CP1015	1
Instruction Manual and Warranty Card	1
Test Report	1

CYBERTEK

SHENZHEN ZHIYONG ELECTRONICS CO., LTD

Addr: Room A1702, Building 4, TianAn Cyber Park, HuangGe North Road, LongGang
District, ShenZhen City, China

Tel: +86-400 852 0005
+86-755-86628000

Q Q: 400 852 0005

Fax: +86)0755-8662 0008

Email: cybertek@cybertek.cn

© Zhiyong Electronics, 2016

Url: <http://www.cybertek.cn>

Published in China, Dec. 1, 2017